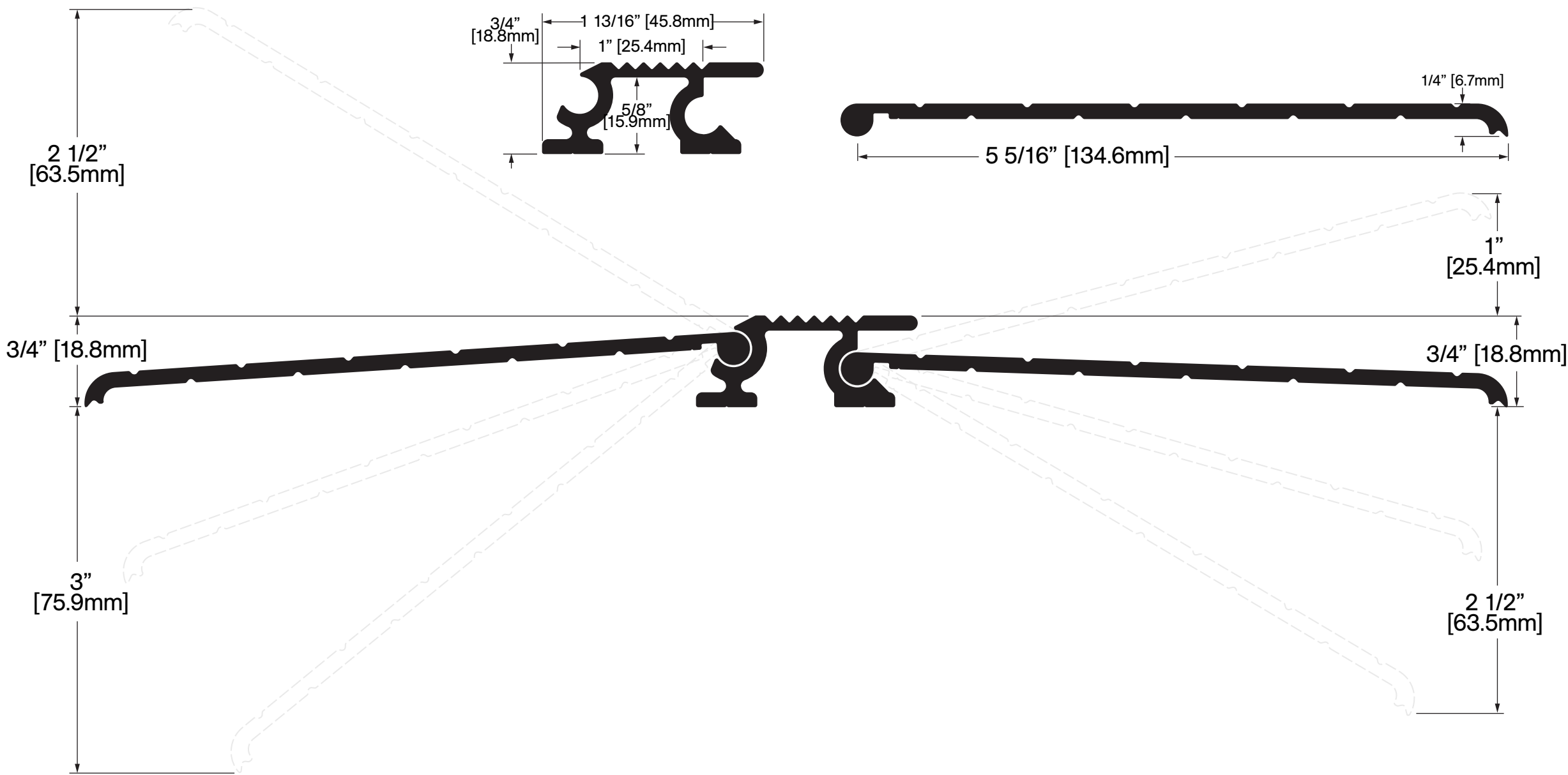


CT-108 & CT-109


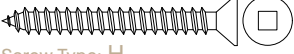
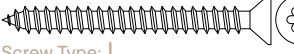
NEW



FINISHES

- STD** Mill Finish
- OPT** Bronze Anodized
- Black Anodized
- Clear Anodized
- Special _____

SCREW OPTIONS

- Standard**  Screw Type: G
3/16" X 1-3/4" Hi-Lo Tapping Thread, Grey Phillips Drive, Concrete Screws (5/32" pre-drill required)
- Optional**  Screw Type: H
#10 X 1-3/4" Stainless Steel Flat Head, Robertson Drive, Type A Screws (complete with nylon anchor)
-  Screw Type: I
#10 X 2" Stainless Steel Flat Head, Tamper-Resistant Torx Drive, Type A Screws (complete with nylon anchor)

Operation: Threshold
Features: Mill Finish Extruded Aluminum
Application: Ideal for Residential, Commercial & Industrial
Ideal for openings with different floor heights applications
Can be used with a CT-109 on one side or both sides of the CT-108
Maximum Length: 144 in [3658 mm]

Customer Name	Job No./Name	Date	Provided By
<hr/>			
Notes			